


Turn the page.

A a



B b



C c




G g




H h



I i




M m



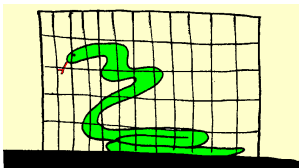
N n




O o




S s




T t




U u



Y y




Z z



Print these pages on card stock. Tape together along the center line so that the pages will fold for storage. Students place the blue letter pieces on this game board, matching the letters.


Dd



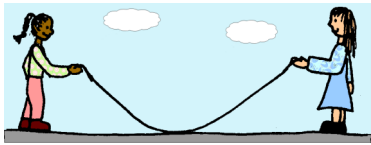
Ee



Ff




Jj




Kk




Ll




Pp




Qq



Rr




Vv



Ww




Xx



Alphabet Lotto

A a



B b



C c



G g




H h



I i




M m



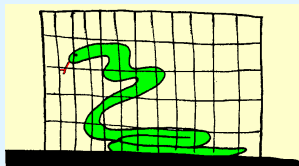
N n




O o




S s



T t




U u



Y y




Z z



Print these pages on card stock. Cut into separate squares. Students place each square on the matching letters on the game board.


Dd



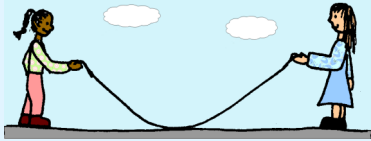
Ee



Ff




Jj




Kk




Ll




Pp




Qq



Rr




Vv



Ww




Xx



Alphabet Lotto

a



b



c




g




h



i




m



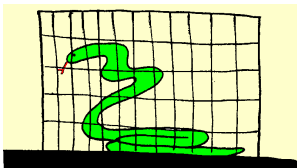
n




o




s



t




u



y




z



Print these pages on card stock. Tape together along the center line so that the pages will fold for storage. Students place the green letter pieces on this game board, matching the letters.


d



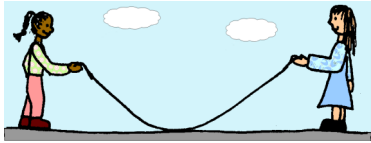
e



f




j




k




l




p




q



r




v



w




x



Alphabet Lotto

Lowercase Letters

a



b



c




g




h



i




m



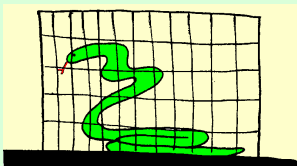
n




o




s



t




u



y

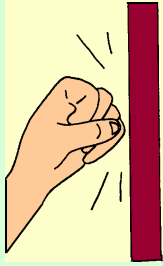


z



Print these pages on card stock. Cut into separate squares. Students place each square on the matching letter on the game board.


d



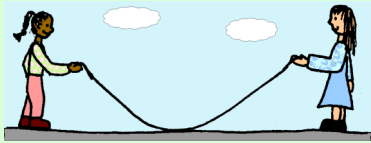
e



f




j




k




l




p




q



r




v



w




x



Alphabet Lotto

Lowercase Letters

A



B



C




G




H



I




M



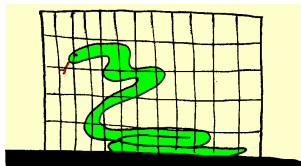
N




O



S




T




U



Y




Z



Print these pages on card stock. Tape together along the center line so that the pages will fold for storage. Students place the pink letter pieces on this game board, matching the letters.


D



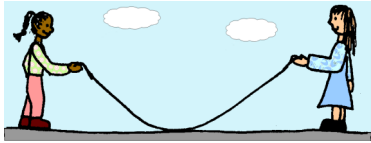
E



F




J




K




L




P




Q



R




V



W




X



Alphabet Lotto

Capital Letters

A



B



C



G




H



I




M



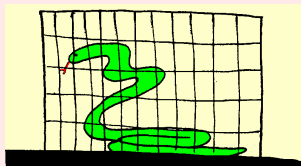
N




O



S



T



U



Y

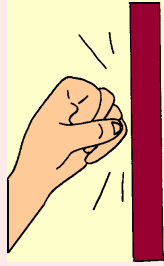


Z



Print these pages on card stock. Cut into separate squares. Students place each square on the matching letter on the game board.


D



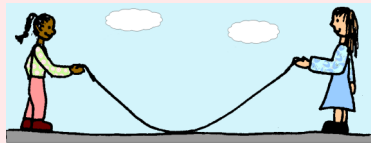
E



F




J




K




L




P




Q




R




V



W



X



Alphabet Lotto

Capital Letters