



Sound City Reading  
**Alphabet Cards**  
Lower Case Letters

© 2013 by Kathryn J. Davis

Sound City Reading  
**Alphabet Cards**  
Lower Case Letters

© 2013 by Kathryn J. Davis



Sound City Reading  
**Alphabet Cards**  
Lower Case Letters

© 2013 by Kathryn J. Davis

Sound City Reading  
**Alphabet Cards**  
Lower Case Letters

© 2013 by Kathryn J. Davis

## Instructions

1. The letters are numbered in the order that they are taught in the Sound City Reading program. The letters that are easiest to write are introduced first. If you prefer a different order, re-order the cards to fit your needs.
2. Introduce one new letter at a time. Show the new card, model the sound, and have each student repeat individually.
3. Show all of the cards that have been taught, in order. Students say the sounds in unison. Students say the sounds only (no letter names or key words) while looking at the cards.
4. When introducing the alphabet, use the short vowel sounds: a/ant, e/egg, i/in, o/ox, u/up. Use the c/cat and g/gum sounds.
5. As you work through the short vowel level and begin the phonogram patterns, students will pronounce the basic sound for each alphabet letter and then pronounce any additional sound that has been taught.

## Instructions

1. The letters are numbered in the order that they are taught in the Sound City Reading program. The letters that are easiest to write are introduced first. If you prefer a different order, re-order the cards to fit your needs.
2. Introduce one new letter at a time. Show the new card, model the sound, and have each student repeat individually.
3. Show all of the cards that have been taught, in order. Students say the sounds in unison. Students say the sounds only (no letter names or key words) while looking at the cards.
4. When introducing the alphabet, use the short vowel sounds: a/ant, e/egg, i/in, o/ox, u/up. Use the c/cat and g/gum sounds.
5. As you work through the short vowel level and begin the phonogram patterns, students will pronounce the basic sound for each alphabet letter and then pronounce any additional sound that has been taught.

## Instructions

1. The letters are numbered in the order that they are taught in the Sound City Reading program. The letters that are easiest to write are introduced first. If you prefer a different order, re-order the cards to fit your needs.
2. Introduce one new letter at a time. Show the new card, model the sound, and have each student repeat individually.
3. Show all of the cards that have been taught, in order. Students say the sounds in unison. Students say the sounds only (no letter names or key words) while looking at the cards.
4. When introducing the alphabet, use the short vowel sounds: a/ant, e/egg, i/in, o/ox, u/up. Use the c/cat and g/gum sounds.
5. As you work through the short vowel level and begin the phonogram patterns, students will pronounce the basic sound for each alphabet letter and then pronounce any additional sound that has been taught.

## Instructions

1. The letters are numbered in the order that they are taught in the Sound City Reading program. The letters that are easiest to write are introduced first. If you prefer a different order, re-order the cards to fit your needs.
2. Introduce one new letter at a time. Show the new card, model the sound, and have each student repeat individually.
3. Show all of the cards that have been taught, in order. Students say the sounds in unison. Students say the sounds only (no letter names or key words) while looking at the cards.
4. When introducing the alphabet, use the short vowel sounds: a/ant, e/egg, i/in, o/ox, u/up. Use the c/cat and g/gum sounds.
5. As you work through the short vowel level and begin the phonogram patterns, students will pronounce the basic sound for each alphabet letter and then pronounce any additional sound that has been taught.

## Learning The Alphabet

- |       |        |
|-------|--------|
| 1. t  | 14. s  |
| 2. i  | 15. j  |
| 3. h  | 16. o  |
| 4. l  | 17. c  |
| 5. n  | 18. d  |
| 6. w  | 19. a  |
| 7. u  | 20. v  |
| 8. b  | 21. g  |
| 9. m  | 22. p  |
| 10. r | 23. k  |
| 11. f | 24. y  |
| 12. x | 25. qu |
| 13. e | 26. z  |

## Learning The Alphabet

- |       |        |
|-------|--------|
| 1. t  | 14. s  |
| 2. i  | 15. j  |
| 3. h  | 16. o  |
| 4. l  | 17. c  |
| 5. n  | 18. d  |
| 6. w  | 19. a  |
| 7. u  | 20. v  |
| 8. b  | 21. g  |
| 9. m  | 22. p  |
| 10. r | 23. k  |
| 11. f | 24. y  |
| 12. x | 25. qu |
| 13. e | 26. z  |

## Learning The Alphabet

- |       |        |
|-------|--------|
| 1. t  | 14. s  |
| 2. i  | 15. j  |
| 3. h  | 16. o  |
| 4. l  | 17. c  |
| 5. n  | 18. d  |
| 6. w  | 19. a  |
| 7. u  | 20. v  |
| 8. b  | 21. g  |
| 9. m  | 22. p  |
| 10. r | 23. k  |
| 11. f | 24. y  |
| 12. x | 25. qu |
| 13. e | 26. z  |

## Learning The Alphabet

- |       |        |
|-------|--------|
| 1. t  | 14. s  |
| 2. i  | 15. j  |
| 3. h  | 16. o  |
| 4. l  | 17. c  |
| 5. n  | 18. d  |
| 6. w  | 19. a  |
| 7. u  | 20. v  |
| 8. b  | 21. g  |
| 9. m  | 22. p  |
| 10. r | 23. k  |
| 11. f | 24. y  |
| 12. x | 25. qu |
| 13. e | 26. z  |

## Short Vowel Level

(With Vowel Sounds From Sound Story Part 2)

- |          |           |
|----------|-----------|
| 1. t     | 14. s/z   |
| 2. i/ī   | 15. j     |
| 3. h     | 16. o/ō/ö |
| 4. l     | 17. c     |
| 5. n     | 18. d     |
| 6. w     | 19. a/ā/ä |
| 7. u/ū/ü | 20. v     |
| 8. b     | 21. g     |
| 9. m     | 22. p     |
| 10. r    | 23. k     |
| 11. f    | 24. y     |
| 12. x    | 25. qu    |
| 13. e/ē  | 26. z     |

## Short Vowel Level

(With Vowel Sounds From Sound Story Part 2)

- |          |           |
|----------|-----------|
| 1. t     | 14. s/z   |
| 2. i/ī   | 15. j     |
| 3. h     | 16. o/ō/ö |
| 4. l     | 17. c     |
| 5. n     | 18. d     |
| 6. w     | 19. a/ā/ä |
| 7. u/ū/ü | 20. v     |
| 8. b     | 21. g     |
| 9. m     | 22. p     |
| 10. r    | 23. k     |
| 11. f    | 24. y     |
| 12. x    | 25. qu    |
| 13. e/ē  | 26. z     |

## Short Vowel Level

(With Vowel Sounds From Sound Story Part 2)

- |          |           |
|----------|-----------|
| 1. t     | 14. s/z   |
| 2. i/ī   | 15. j     |
| 3. h     | 16. o/ō/ö |
| 4. l     | 17. c     |
| 5. n     | 18. d     |
| 6. w     | 19. a/ā/ä |
| 7. u/ū/ü | 20. v     |
| 8. b     | 21. g     |
| 9. m     | 22. p     |
| 10. r    | 23. k     |
| 11. f    | 24. y     |
| 12. x    | 25. qu    |
| 13. e/ē  | 26. z     |

## Short Vowel Level

(With Vowel Sounds From Sound Story Part 2)

- |          |           |
|----------|-----------|
| 1. t     | 14. s/z   |
| 2. i/ī   | 15. j     |
| 3. h     | 16. o/ō/ö |
| 4. l     | 17. c     |
| 5. n     | 18. d     |
| 6. w     | 19. a/ā/ä |
| 7. u/ū/ü | 20. v     |
| 8. b     | 21. g     |
| 9. m     | 22. p     |
| 10. r    | 23. k     |
| 11. f    | 24. y     |
| 12. x    | 25. qu    |
| 13. e/ē  | 26. z     |

## Phonics Patterns -Books 1-8

- |           |           |
|-----------|-----------|
| 1. t      | 14. s/z   |
| 2. i/ī/î  | 15. j     |
| 3. h      | 16. o/ō/ö |
| 4. l      | 17. c/s   |
| 5. n      | 18. d     |
| 6. w      | 19. a/ā/ä |
| 7. u/ū/ü  | 20. v     |
| 8. b      | 21. g/j   |
| 9. m      | 22. p     |
| 10. r     | 23. k     |
| 11. f     | 24. y/ē/ī |
| 12. x     | 25. qu    |
| 13. e/ē/ë | 26. z     |

## Phonics Patterns -Books 1-8

- |           |           |
|-----------|-----------|
| 1. t      | 14. s/z   |
| 2. i/ī/î  | 15. j     |
| 3. h      | 16. o/ō/ö |
| 4. l      | 17. c/s   |
| 5. n      | 18. d     |
| 6. w      | 19. a/ā/ä |
| 7. u/ū/ü  | 20. v     |
| 8. b      | 21. g/j   |
| 9. m      | 22. p     |
| 10. r     | 23. k     |
| 11. f     | 24. y/ē/ī |
| 12. x     | 25. qu    |
| 13. e/ē/ë | 26. z     |

## Phonics Patterns -Books 1-8

- |           |           |
|-----------|-----------|
| 1. t      | 14. s/z   |
| 2. i/ī/î  | 15. j     |
| 3. h      | 16. o/ō/ö |
| 4. l      | 17. c/s   |
| 5. n      | 18. d     |
| 6. w      | 19. a/ā/ä |
| 7. u/ū/ü  | 20. v     |
| 8. b      | 21. g/j   |
| 9. m      | 22. p     |
| 10. r     | 23. k     |
| 11. f     | 24. y/ē/ī |
| 12. x     | 25. qu    |
| 13. e/ē/ë | 26. z     |

## Phonics Patterns -Books 1-8

- |           |           |
|-----------|-----------|
| 1. t      | 14. s/z   |
| 2. i/ī/î  | 15. j     |
| 3. h      | 16. o/ō/ö |
| 4. l      | 17. c/s   |
| 5. n      | 18. d     |
| 6. w      | 19. a/ā/ä |
| 7. u/ū/ü  | 20. v     |
| 8. b      | 21. g/j   |
| 9. m      | 22. p     |
| 10. r     | 23. k     |
| 11. f     | 24. y/ē/ī |
| 12. x     | 25. qu    |
| 13. e/ē/ë | 26. z     |

## Advanced Phonics Patterns

- |            |           |
|------------|-----------|
| 1. t       | 14. s/z   |
| 2. i/ī/î   | 15. j     |
| 3. h       | 16. o/ō/ö |
| 4. l       | 17. c/s   |
| 5. n       | 18. d     |
| 6. w       | 19. a/ā/ä |
| 7. u/ū/ü   | 20. v     |
| 8. b       | 21. g/j   |
| 9. m       | 22. p     |
| 10. r      | 23. k     |
| 11. f      | 24. y/ē/ī |
| 12. x/gz/z | 25. qu/k  |
| 13. e/ē/ë  | 26. z/zh  |

## Advanced Phonics Patterns


- |            |           |
|------------|-----------|
| 1. t       | 14. s/z   |
| 2. i/ī/î   | 15. j     |
| 3. h       | 16. o/ō/ö |
| 4. l       | 17. c/s   |
| 5. n       | 18. d     |
| 6. w       | 19. a/ā/ä |
| 7. u/ū/ü   | 20. v     |
| 8. b       | 21. g/j   |
| 9. m       | 22. p     |
| 10. r      | 23. k     |
| 11. f      | 24. y/ē/ī |
| 12. x/gz/z | 25. qu/k  |
| 13. e/ē/ë  | 26. z/zh  |

## Advanced Phonics Patterns


- |            |           |
|------------|-----------|
| 1. t       | 14. s/z   |
| 2. i/ī/î   | 15. j     |
| 3. h       | 16. o/ō/ö |
| 4. l       | 17. c/s   |
| 5. n       | 18. d     |
| 6. w       | 19. a/ā/ä |
| 7. u/ū/ü   | 20. v     |
| 8. b       | 21. g/j   |
| 9. m       | 22. p     |
| 10. r      | 23. k     |
| 11. f      | 24. y/ē/ī |
| 12. x/gz/z | 25. qu/k  |
| 13. e/ē/ë  | 26. z/zh  |

## Advanced Phonics Patterns


- |            |           |
|------------|-----------|
| 1. t       | 14. s/z   |
| 2. i/ī/î   | 15. j     |
| 3. h       | 16. o/ō/ö |
| 4. l       | 17. c/s   |
| 5. n       | 18. d     |
| 6. w       | 19. a/ā/ä |
| 7. u/ū/ü   | 20. v     |
| 8. b       | 21. g/j   |
| 9. m       | 22. p     |
| 10. r      | 23. k     |
| 11. f      | 24. y/ē/ī |
| 12. x/gz/z | 25. qu/k  |
| 13. e/ē/ë  | 26. z/zh  |




1



1



1



1



2



2



2



2



h

h

3

3

h

h

3

3



4

4



4

4

n

n

5

5

n

n

5

5

W

W

6

6

W

W

6

6

u

u

7

7

u

u

7

7

b

b

8

8

b

b

8

8

m

m

9

9

m

m

9

9

r

r

10

10

r

r

10

10



f

f

11


11

f


f

11


11



12



12



12



12

e

e

13

13

e

e

13

13

S

14

S

14

S

14

S

14

j

15

j


15

j


15

j


15




16



16



16



16

C

C

17

17

C

C

17

17

d

d

d

d



a

a

19


19

a

a

19


19



20



20



20



20

g

21

g

21

g

21

g

21

p

22

p

22

p

22

p

22

k

23

k

23

k

23

k

23

Y

24

Y

24

Y

24

Y

24

qu

25

qu

25

qu

25

qu

25

**Z**

**Z**

**Z**

**Z**



